

FANTASY ART WORKSHOP'S

# ILLUSTRATION INTENSIVE

JUNE 10-14, 2024



[www.illustrationintensive.com](http://www.illustrationintensive.com)

# WELCOME



Thank you for attending our workshop. The Illustration Intensive isn't possible without you. We are also eternally grateful to our guests of honor, guest artists, and faculty members who have taken time out of their busy schedules to be part of this event. The investment you've made in advancing your art skills or career aspirations is an important one, to both you and us. It's why we've worked very hard to bring you an informative, inspiring, and enriching experience. If there's anything we can do to make your time with us more enjoyable, please don't hesitate to let us know.

Sincerely,  
Jeff & Silvia



# TABLE OF CONTENTS



Welcome .....	2
Table of Contents .....	3
Artist Guest of Honor .....	4
Art Director Guests of Honor .....	6
Faculty .....	10
Schedule .....	18
Guest Artists.....	20
Studio Assistants.....	24
Check In/Check Out .....	26
MIAD Rooms Map .....	28
General Information .....	30
Optional Activities .....	32
Artist Guest of Honor Gallery .....	34

Fantasy Art Workshop Owners  
Jeff Miracola & Silvia Acevedo

Flourish design elements  
Zhao Lifang (vecteezy.com)

All artwork is copyright © their respective owners.



## JOE JUSKO

Joe Jusko is undoubtedly one of the best known fantasy, pin-up, and comic artists in the world today. His career has spanned over 30 years, starting with the sale of his very first cover for Heavy Metal Magazine in 1977 at the age of 17. Since graduating that year from NYC's High School of Art & Design, Joe has worked for almost every major comic book publisher, producing hundreds of images for both covers and interiors. His work has appeared on paperback book covers, calendars, posters, t-shirts, toy packaging, and innumerable trading cards, most memorably the multi-award winning 1992 Marvel Masterpieces Trading Cards. The popularity of that set has been credited with initiating the painted trading card boom of the 1990s, and led to his groundbreaking 1995 Art of Edgar Rice Burroughs trading cards. Those 125 paintings have made him the most prolific Burroughs artist ever, producing art based on almost every major book by the famed author.

Learn more about Joe at [www.joejusko.com](http://www.joejusko.com)



# ART DIRECTOR GUEST OF HONOR



SARAH WASSELL

Art Director at Wizards of the Coast, Inc.

Sarah Wassell is currently working as an art director for Wizards of the Coast, commissioning art for special edition collectible cards in the Booster Fun and Secret Lair product lines of Magic: The Gathering. Past work includes creative direction, restaurant branding and interior design, and all facets of book and publication design.

Sarah will be giving a presentation, followed by a Q&A session, as well as doing portfolio reviews during the workshop.

Learn more about *Magic: The Gathering* at [magic.wizards.com](http://magic.wizards.com)



## HITPOINT PRESS

### BRIAN SCOTT WALTERS Art Director at Hit Point Press

Brian Walters is the art director at Hit Point Press Inc. He's worked with amazing artists on dozens of tabletop projects including Humblewood Tales, Big Book of Big Bads, and Fool's Gold RPG, to name a few. He's also staffed and facilitated several fantasy-art related events, including IlluXCon and art shows featuring the art of Magic: The Gathering.

Brian is a proud uncle, and (fun fact!) he also officiates weddings.

Brian will be giving a presentation, followed by a Q&A session, as well as doing portfolio reviews during the workshop.

Learn more about *Hit Point Press* at  
[www.hitpointpress.com](http://www.hitpointpress.com)



## JEFF MIRACOLA

Director of *Fantasy Art Workshop* and host of its award-winning *Painting Techniques* videos, along with over a hundred art tutorial videos on YouTube and *Muddy Colors*, Jeff has been a professional illustrator since 1993. He's worked on brands such as *Magic: The Gathering*, *World of Warcraft*, *Dungeons & Dragons*, *Planescape*, *Earthdawn*, *Shadowrun*, *Vampire*, *Werewolf: The Apocalypse*, *Star Wars*, *Mars Attacks*, and more. Jeff has been an Artist Guest of Honor at GenCon, the world's largest gaming convention, and won numerous awards including a Silver Award in *Spectrum: The Best in Contemporary Fantastic Art*.

In addition to his work in the fantasy industry, Jeff earned his stripes doing conceptual toy design, editorial illustrations, video game design, children's books, and activity books for Scholastic.

Learn more about Jeff at [www.jeffmiracola.com](http://www.jeffmiracola.com)



## AARON MILLER

Aaron Miller is an award-winning, world-renowned fantasy artist and illustrator whose richly painted illustrations have graced such brands as *Magic: The Gathering*, *Star Wars*, and *Dungeons & Dragons*. Companies that feature Aaron's work include Wizards of the Coast Inc., Blizzard, Fantasy Flight Games, Sony Online Entertainment, Mercury Retrograde Press, Catalyst Games, Posthuman Studios, and Alderac Entertainment Group, among others.

Aaron's oil and digital work has earned numerous accolades and awards. His art was included multiple times in the fantasy art field's prestigious publication, *Spectrum: The Best in Contemporary Fantastic Art*. Aaron was MileHiCon's 2013 Artist Guest of Honor and Best Color Award Winner. GenCon, the world's biggest gaming convention, bestowed him with honors two years running: 2013 Best in Show and 2010 Juror's Choice Award.

Learn more about Aaron at [www.aaronbmiller.com](http://www.aaronbmiller.com)

Above: "Brass Monkey" - Oil.  
Opposite: "Dryad" - Oil.



## STEVE PRESCOTT


A native to Cleveland, Ohio, and a graduate of the Columbus College of Art & Design, Steve Prescott has been a freelance gaming artist since the mid 90s, working on products from White Wolf Games, FASA, Paizo, Blizzard, Copenhagen Creators, Hasbro, Animal Planet, Valve, and most notably for Wizards of the Coast Inc., where he contributes heavily to *Dungeons & Dragons* and *Magic: The Gathering*.

Steve won "Best-in-Show" at the 2007 GenCon, published a book of drawings in 2009 (*AGGREGATE*) and another in 2016 (*Steve Prescott's Alphabet Book of Mythological Beings*), has had work in multiple *Spectrum: The Best in Contemporary Fantastic Art* annuals, did all the illustration for the app game *SoulSpark*, has done concept work for *D&D*, *Magic: the Gathering*, *Hasbro*, *Bethesda*, *Valve*, and even worked on pre-production creature designs for the *My Little Pony* movie (Yes, you read that right.).

Learn more about Steve at [instagram.com/thesteveprescott/](https://www.instagram.com/thesteveprescott/)

Above: "Temple of the Dead" - Acrylic. © Wizards of the Coast, Inc.  
Opposite: "Malamet Veteran" - Acrylic. © Wizards of the Coast, Inc.





## HOWARD LYON

Howard Lyon began his career studying illustration at Brigham Young University working with artists such as Robert Barrett, Don Seegmiller, and James Christensen. Over the past 21 years, he has worked in the video game industry as an art director, concept artist, freelance illustrator, and gallery artist. For much of his career, he painted dragons and trolls or scenes from science fiction. His work can be found in products from *Dungeons and Dragons*, *World of Warcraft* and *Hearthstone*, *Magic: The Gathering*, and *Star Wars*. He has studied art in Italy, France, and most recently at the Grand Central Academy in New York. Howard creates work in the fantasy illustration market, for fine art galleries, as well as religious and inspirational art markets. Howard has a passion for learning and studying the artists of the past and their working methods.

Learn more about Howard at [www.howardlyon.com](http://www.howardlyon.com)

Above: "Flora" - Oil on Wood Panel.  
Opposite: "The Goddess Nyx Creating the Night Sky" - Oil on Linen.

FANTASY ART WORKSHOP'S  
**ILLUSTRATION INTENSIVE 2024**  
 SCHEDULE AT A GLANCE

	JUNE 9 SUNDAY	JUNE 10 MONDAY	JUNE 11 TUESDAY	JUNE 12 WEDNESDAY	JUNE 13 THURSDAY	JUNE 14 FRIDAY	JUNE 15 SATURDAY
6pm-9pm Social Gathering	8am-9am Studio Time	8am-9am Studio Time	8am-Noon Studio Time	8am-Noon Studio Time	8am-Noon Studio Time	8am-Noon Studio Time	
	9am-10am Welcome Address	9am-10am Welcome Address					
	10am-Noon Sketch Review/ Studio Time	10am-Noon Sketch Review/ Studio Time	11am-Noon Photo Reference Lecture Howard & Aaron	10:45am-Noon Lecture Sarah Wassell	10:45am-Noon Lecture Joe Jusko	11am-Noon Marketing/Selling Panel Faculty	
	Noon-1pm Lunch	Noon-1pm Lunch	Noon-1pm Lunch	Noon-1pm Lunch	Noon-1pm Lunch	Noon-1pm Lunch	10am-11am Milwaukee Public Market (Breakfast)
	1pm-5:30pm Sketch Review/ Studio Time	1pm-5:30pm Studio Time	1pm-5:30pm Studio Time	1pm-5:30pm Studio Time	1pm-5:30pm Studio Time	1pm-5:30pm Studio Time	
	2pm Drawing Demo Jeff Miracola	2pm Oil Painting Demo Aaron Miller	2pm Oil Painting Demo Aaron Miller	4:15-5:30pm Lecture Brian Scott Walters	3:30-5:30pm Faculty/Guest Artists Signing	2pm Faculty Paint-Off	11am Milwaukee Art Museum/ Lakefront Festival of Art
	5:30pm-6:30pm Dinner	5:30pm-6:30pm Dinner	5:30pm-6:30pm Dinner	5:30pm-6:30pm Dinner	5:30pm-6:30pm Dinner	5:30pm-6:30pm Dinner	
	6:30pm-9pm Studio Time	6:30pm-9pm Studio Time	6:30pm-9pm Studio Time	6:30pm-9pm Studio Time	6:30pm-9pm Studio Time	6:30pm-7:30pm Dessert Social/ Closing Address	
	7:30pm-8:30pm Creature Design Demo Steve Prescott	7:30pm-8:30pm Studio Time	7:30pm-8:30pm Studio Time	7:30pm-8:30pm Skin Tone Painting Demo Howard Lyon	7:30pm-9pm Studio Clean up		

COLOR KEY    ■ ART ROOMS    ■ LECTURE AREA    ■ CAFETERIA    ■ MEAL BREAK    ■ EXCURSION




## CARLY MILLIGAN

Carly works to bring stories to life through illustration, specializing in figurative art for young adult and adult book covers in the fantasy and science fiction genres. She also takes private commissions and sells her original paintings. Growing up she was always a creative type and wanted to be everyone and everything, which explains why she's always been drawn to stories. Nothing lets us explore other lives quite the way narratives told through books, games, and movies do. Even now she has a chronic thirst to learn, explore, and experiment. When not painting and experimenting in her studio she'll probably be in her garden or exploring the nearby mountains with her faithful and constant companion, Strider.

Learn more about Carly at [www.carlymilligan.com](http://www.carlymilligan.com)

Above: "Spirit of the Hunt" - Oil on ACM Panel.

Opposite: "Shattered Innocence" - Acrylic and Oil on ACM Panel.



## SHAWN E. RUSSELL

Shawn E. Russell is an award winning wildlife and fantasy artist specializing in creating detailed depictions of animals melded with plants and fungi in symbiotic relationships as a way to process the power struggles of the human world. She crafts her images with graphite pencil or ballpoint pen, with occasional forays into other traditional mediums. Her illustrations highlight animal species with endangered status as a way to appreciate their natural beauty and raise awareness for the urgent need of conservation, with many Asian influences as a nod to her Chinese American Heritage.

Shawn makes her living primarily by connecting with fans at comic and anime conventions across the country with personal work and merchandise for sale. She has worked with food and beverage packaging and private art collectors as well. Shawn also has a physical studio and gallery space in downtown Terre Haute, Indiana, where her work is on display to the public year round.

Learn more about Shawn at [www.shawnerussell.com](http://www.shawnerussell.com)

Above: "Among Friends"  
Opposite: "Colonize"

## CO-FOUNDER - STUDIO ASSISTANT



### SILVIA ACEVEDO

Silvia Acevedo is co-founder of *Fantasy Art Workshop*, and she happily interferes in the creative process of her husband, fantasy artist Jeff Miracola, by shooting video for the Workshop's instructional series and his YouTube channel. You may occasionally hear her disembodied voice off camera asking rookie questions.

Silvia is also an award-winning children's book author with experience in New York's book world, having worked at children's publisher Scholastic, literary agency Writers House, and Inkluded, a non-profit championing diversity within publishing. Silvia previously led the Wisconsin chapter of the Society of Children's Book Writers and Illustrators and was on the board of directors for the Wisconsin Writers Association.

If Silvia points her camera your way during the Illustration Intensive, please do carry on. She'll be thrilled to share your awesome creations with the world.

Learn more about Silvia at [www.silviaacevedo.com](http://www.silviaacevedo.com)

## STUDIO ASSISTANT



### MELISSA SUE STANLEY

Melissa Sue Stanley is an illustrator and sculptor from northern Illinois. The lush green and blue landscapes of Midwestern summers are the heart of what inspires her work. Melissa's watercolors explore open fields and deep forests, looking for the small moments of magic and mystery hidden in these environments. Her storytelling project, *Grisella's Woolbeast Wayguide*, discovers the denizens of these worlds. She has been sculpting and illustrating the Woolbeasts for 15 years; they are collected in homes all over the world and have been shown in galleries across the United States.

In addition to her personal work, Melissa works with her husband, Max Bare, on unique illustrative projects for local breweries such as Revolution Brewing. Melissa's other select clients include private portrait commissions, illustrations for Hit Point Press, and some really weird stuff for Dead Meat Productions.

Learn more about Melissa at [www.melissasuestanley.com](http://www.melissasuestanley.com)

# CHECK IN / CHECK OUT



## Check In

**Monday, June 10th, 8am**

Check in just inside MIAD's main entrance at 273 E Erie St, Milwaukee. We'll have a table beside the security desk where you can get your welcome bag (if you didn't already get it at Sunday's social). You'll then be escorted or directed upstairs to the art rooms. Please wear your Fantasy Art Workshop badge at all times throughout the event as it serves as your building/security access and also helps us all get to know each other.


## Art Room Setup

**Monday, June 10th, 8am**

After you've checked in, please head up to the art rooms on the third floor to set up your workspace. If you don't finish your setup before our mandatory opening address at 9am, don't worry. You can finish up afterward.

There are no assigned workspaces. However, Art Room 390 is reserved for oil painters as that room has a special ventilation system to expel fumes. Attendees working in a medium other than oil paint may set up in either mixed media room (Art rooms 395 or 399) or in the oil painting room if space allows, as priority is given to oil painters.

Digital artists, we will provide power strips and extension cords. You should bring all your necessary cables. We will lock the rooms at night. You may choose to leave your desktop computers overnight, but we suggest you take your smaller devices back to your hotel room each night for safekeeping.



## Sunday Social Gathering

**Sunday, June 9th, 6pm - 9pm**

We will have a casual get together in the Cafeteria on the first floor. This is optional, but we encourage all attendees to come and get to know each other. Drinks and light snacks are provided.

Attendees that come to the Sunday social gathering can get their welcome bag and badge ahead of Day One (Monday).

Note: Attendees will not be able to set up in the art rooms on Sunday. Art Room setup takes place on Monday starting at 8am.

## Check Out

**Friday, June 14th, end of day**

Let's leave MIAD with a good impression of Fantasy Art Workshop. Please take all your belongings and only your belongings, taking care to not accidentally pack MIAD's supplies in with your own. Feel free to keep your Fantasy Art Workshop badge as a souvenir.

### Need to get to the airport or train station?

Try to coordinate with other attendees who may be heading to the airport or train station to see if you can share an Uber/Lyft ride.

If you need items shipped, please see the Shipping section.

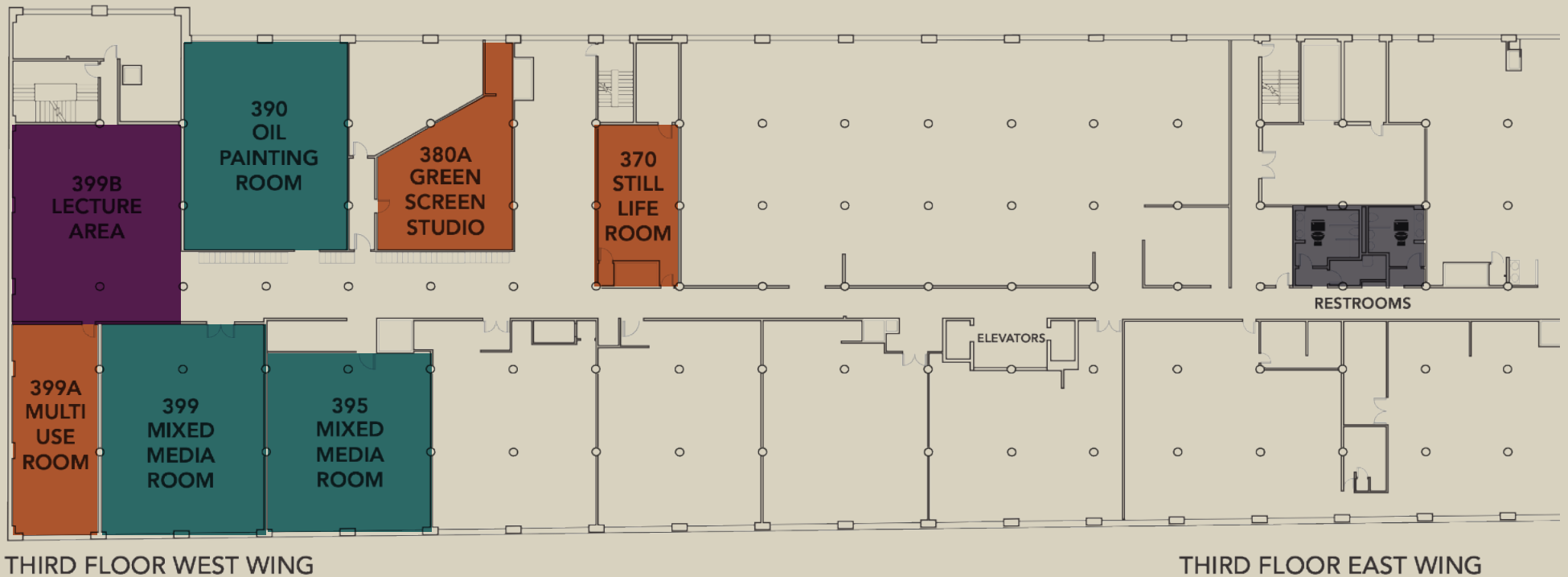
### Going to the optional Saturday activities?

Those without a vehicle who plan to visit the Milwaukee Public Market breakfast and/or the Milwaukee Art Museum, please see Silvia to arrange for storage of your belongings.

# MIAD ROOMS MAP

273 E Erie Street • Milwaukee, WI 53202

- ART ROOMS
- LECTURE AREA
- MULTI-PURPOSE
- RESTROOMS



Digital artists, sculptors, and water-based media artists will be located in the Mixed Media Rooms (395 and 399). Oil painters will be located in the Oil Painting Room (390), as it is equipped with an air filtration system.

Demos will take place in the Art Rooms or the Lecture Area (399B).

The Green Screen Studio (380A) is available for attendees for photographing reference during the week. Please do not use any of the sound equipment or the sound booth found in this room as it is MIAD property and not for our use during the workshop. Thank you.

Restrooms are located down the hallway in the Third Floor East Wing.

# GENERAL INFORMATION



## Campus Security and Safety

Your safety and security is important to us. For a non-life threatening emergency or common injury, as well as to report suspicious or criminal activity, call MIAD campus security at **414-847-3300**. For a life-threatening situation, **call 911 (There is an emergency phone located outside the Art Rooms)**. Calling 911 from your cell phone might direct your call to your hometown emergency call center rather than local responders. St. Mary's Hospital is just three miles northeast along the lakeshore at 945 N 12th Street, Milwaukee.

Jeff, Silvia, and Melissa are always available to you if you need to be escorted to your car or throughout the campus. Call Silvia at 414-426-3805.

Please take the time to make yourself aware of emergency exits around campus.

Additional safety info can be found at [www.miad.edu/about-miad/policies-codes](http://www.miad.edu/about-miad/policies-codes)

## Art Rooms

Art rooms are located on the third floor. We will use Rooms 390 (for oil painters), 395 (mixed media), 399 (mixed media), and 399A (multi-purpose). The rooms are opened each day at 8am and locked each night at 9pm.

## Art Room Safety

A safe work environment is a happy work environment. Please keep your work area as clean as possible. Paint or paint water should never be discarded in sinks. Please use paper towels to remove as much paint from your paint can or palette before rinsing. **At no time should any solvents or mediums be poured down sinks.** Please discard used solvents and mediums in provided containers. Oily rags or paper towels with oil paint on them must be discarded in provided metal containers, not the regular trash bin. Rags or paper towels used to clean water-based paints can be discarded in regular trash bins. When not using paints, solvents, and mediums, please keep their lids closed to prevent spillage.

## Portfolio Reviews

We'll have a sign-up sheet available on Day One. Please make sure to be ready five minutes before your scheduled time so the art director or faculty member is not waiting on you. Likewise, please do not go over your allotted time with an art director unless s/he chooses to extend the time. At all times, be courteous and respectful to our art director guests.

## Social Media Posting

*Fantasy Art Workshop* encourages you to share photos and short videos of your experience during and after the workshop. If you include the hashtag **#fawii2024** in your posts, we can easily share it. Thanks for spreading the word.

## Photography/Video

All attendees and guests are free to shoot photos and short videos of their experience at the Illustration Intensive. However, please respect those who expressly request to not be filmed. Also, shooting extended video of lectures, posting detailed presentation points, and/or sharing handouts are prohibited as presentations are the intellectual property of the presenters and meant to be shared only with attendees. Thank you for your cooperation.

## Shipping Information

Here are some nearby shipping centers. If you'd like us to ship you your supplies or a painting after the event, please fill out our Shipping Request Form. We'll send your wet painting once we determine it's dried. You'll be responsible for shipping costs plus our service fee. Please see Jeff or Silvia for details.

### FedEx Office Print & Ship Center

312 E Wisconsin Ave,  
Milwaukee, WI 53202  
+14142700404  
(5-minute drive from MIAD)

### United States Postal Service

345 W St Paul Ave,  
Milwaukee, WI 53203  
+18002758777  
(3-minute drive from MIAD)

### The UPS Store

1314 S 1st St, Milwaukee, WI 53204  
+14148977713  
(5-minute drive from MIAD)

## Questions & Concerns

If you have questions or concerns, feel free to ask Silvia, Jeff, or Melissa.





# OPTIONAL ACTIVITIES



## Saturday, June 15 • 10am

**Milwaukee Public Market - [www.milwaukeepublicmarket.org](http://www.milwaukeepublicmarket.org)**

400 N. Water Street, Milwaukee, WI 53202

Join some faculty/guests for breakfast at this downtown restaurant collective. Parking is located on the north side of the market under the freeway. Parking for the first 30 minutes is free. After that, there is a fee for parking.


## Saturday, June 15 • 11am

**Milwaukee Art Museum - [www.mam.org](http://www.mam.org)**

700 N. Art Museum Drive, Milwaukee, WI 53202

Join some faculty/guests for an informal, self-guided tour of the art museum. There is underground parking just south of the main building, as well as a surface lot on the north side of the museum. There is also a parking structure west of the museum across Lake Memorial Drive.

**Note: Attendees are responsible for their own transportation to and from activities, museum admission, and food costs. Try to carpool.**





Art by Joe Jusko



MARK YOUR CALENDARS!

———— FANTASY ART WORKSHOP'S ————  
**ILLUSTRATION  
INTENSIVE**  
———— JUNE 16-20, 2025 ————

[www.illustrationintensive.com](http://www.illustrationintensive.com)